



Agenda 2 Days

REALISE YOUR VISION

Day 1:

- Plant Design workflows
- Project
- Process and Instrumentation diagrams information
- Steel Structures and equipment
- About specs and catalogs

Day 2

- Piping
- Deliveries
 - Ortho drawings
 - Report creator
 - Datamanger
 - Isometrics

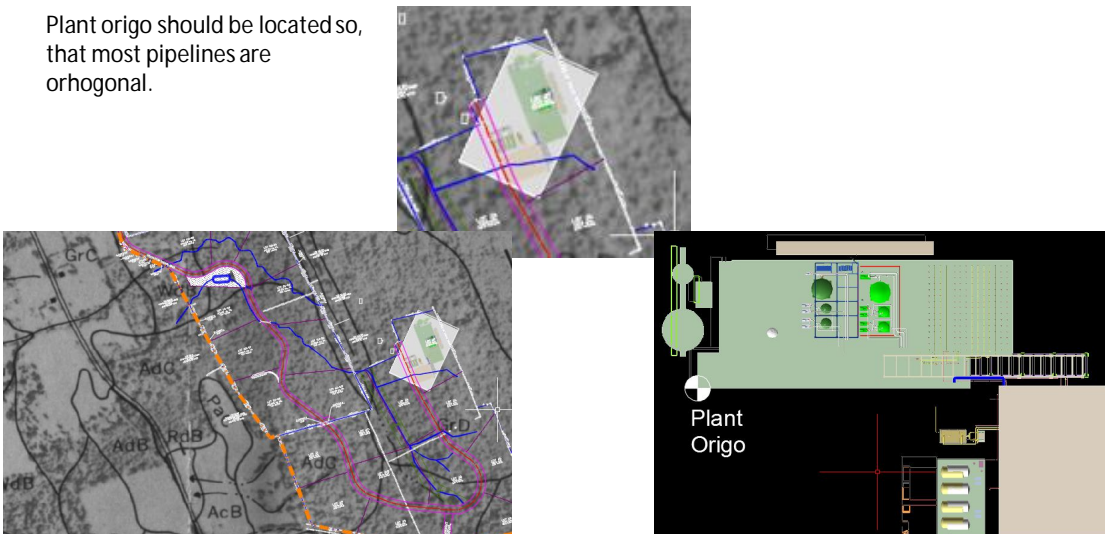
© Profox Companies Ltd. 2013
www.realiseyourvision.com



Excercise; Plant coordinates

REALISE YOUR VISION

Plant origo should be located so, that most pipelines are orthogonal.



© Profox Companies Ltd. 2013
www.realiseyourvision.com

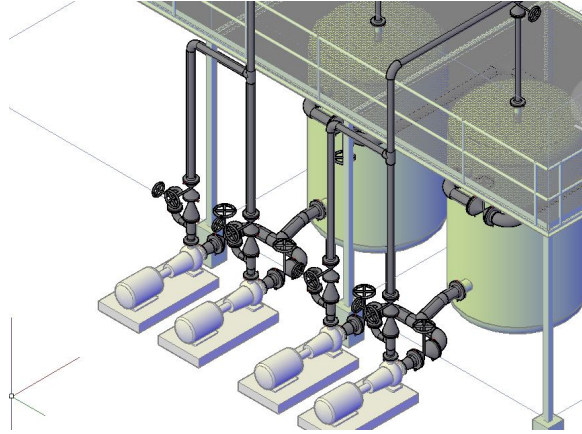


Exercise: Piping

REALISE YOUR VISION

Pipe modelling:

- Different way of working
- Combinin models
- Adding custom component
- Supports



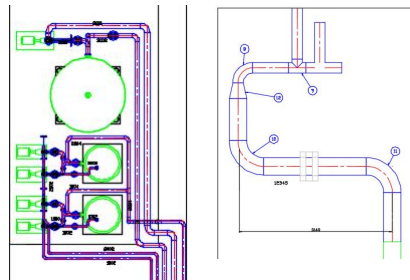
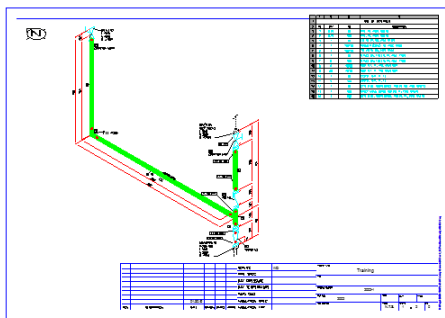
© Profox Companies Ltd. 2013
www.realiseyourvision.com



Exercise: Output

REALISE YOUR VISION

- Isometrics
- Ortho drawings
- Ortho BOMs



ITEM	QTY	UNIT	DESCRIPTION
1	100	MM	PIPE DIA 3048
2	100	MM	PIPE DIA 3048
3	100	MM	PIPE DIA 3048
4	100	MM	PIPE DIA 3048
5	100	MM	PIPE DIA 3048
6	100	MM	PIPE DIA 3048
7	100	MM	PIPE DIA 3048
8	1	MM	FLANGE DIA 3048-1-30-3
9	1	MM	FLANGE DIA 3048-1-30-3
10	1	MM	FLANGE DIA 3048-1-30-3
11	1	MM	FLANGE DIA 3048-1-30-3
12	1	MM	FLANGE DIA 3048-1-30-3
13	1	MM	FLANGE DIA 3048-1-30-3
14	1	MM	FLANGE DIA 3048-1-30-3
15	1	MM	FLANGE DIA 3048-1-30-3
16	1	MM	FLANGE DIA 3048-1-30-3
17	1	MM	FLANGE DIA 3048-1-30-3
18	1	MM	FLANGE DIA 3048-1-30-3
19	1	MM	FLANGE DIA 3048-1-30-3
20	1	MM	FLANGE DIA 3048-1-30-3

© Profox Companies Ltd. 2013
www.realiseyourvision.com



Exercise: Output

REALISE YOUR VISION

- Reports

Materiaaliluettelo



Projekti: Training

Note: Fixed-length pipes are not included in pipes.

Määrä	Yksikkö	Kuvaus	DN	Standardi	Schedule	Materiaali	PN	Kulma
Linjanro:								
Tyypit:								
14		Stud Bolt M16 x 95 Lg. w/2 Hex. Nut M16, DIN 934. 2 Washer M16, DIN 125 A	80 mm				10	
16		Stud Bolt M16 x 95 Lg. w/2 Hex. Nut M16, DIN 934. 2 Washer M16, DIN 125 A	100 mm				10	
15		Stud Bolt M20 x 100 Lg. w/2 Hex. Nut M20, DIN 934. 2 Washer M20, DIN 125 A	150 mm				10	
Tyypit:								
14		Gasket, Flat, 80 ND, 10, DIN 2690, C, It 200	80 mm	DIN 2690		It 200	10	
16		Gasket, Flat, 100 ND, 10, DIN 2690, C, It 200	100 mm	DIN 2690		It 200	10	
15		Gasket, Flat, 150 ND, 10, DIN 2690, C, It 200	150 mm	DIN 2690		It 200	10	
Linjanro: 1000								
Tyypit:								
1150	mm	Pipe DIN 2448-1.0037-168.3x4.5	150 mm	DIN 2448		1.0037		
Tyypit:								
1		Bend DIN 2605-1-45-3-168.3x7.1-1.0037	150 mm	DIN 2605		1.0037		18
Tyypit:								
2		Bend DIN 2605-1-90-3-168.3x7.1-1.0037	150 mm	DIN 2605		1.0037		